FRONT ELEVATION

LEFT ELEVATION

SHEET	NUMBER
1	9

DRAWING: ELEVATIONS

SCALE: 1/8"=1'-0"

DATE: JAN., 2017

DRAWN BY: DMD

DMD
ARCHITECTURAL DRAFTING
403-342-2375
32 AMMETER CLOSE
RED DEER, AB. T4R 2Y5

MODEL: SAMPLE HOUSE PLAN

ADDRESS:

YOUR RESIDENCE

CONTRACTOR TO VERIFY ALL DIMENSIONS AND NOTATION PRIOR TO CONSTRUCTION AND REPORT ANY ERRORS AND/OR DISCREPANCIES TO DESIGNER FOR CORRECTION. ELEVATIONS SHOWN ARE SUGGESTIVE ONLY AND TO BE CONFIRMED BY HOME OWNER.

REAR ELEVATION

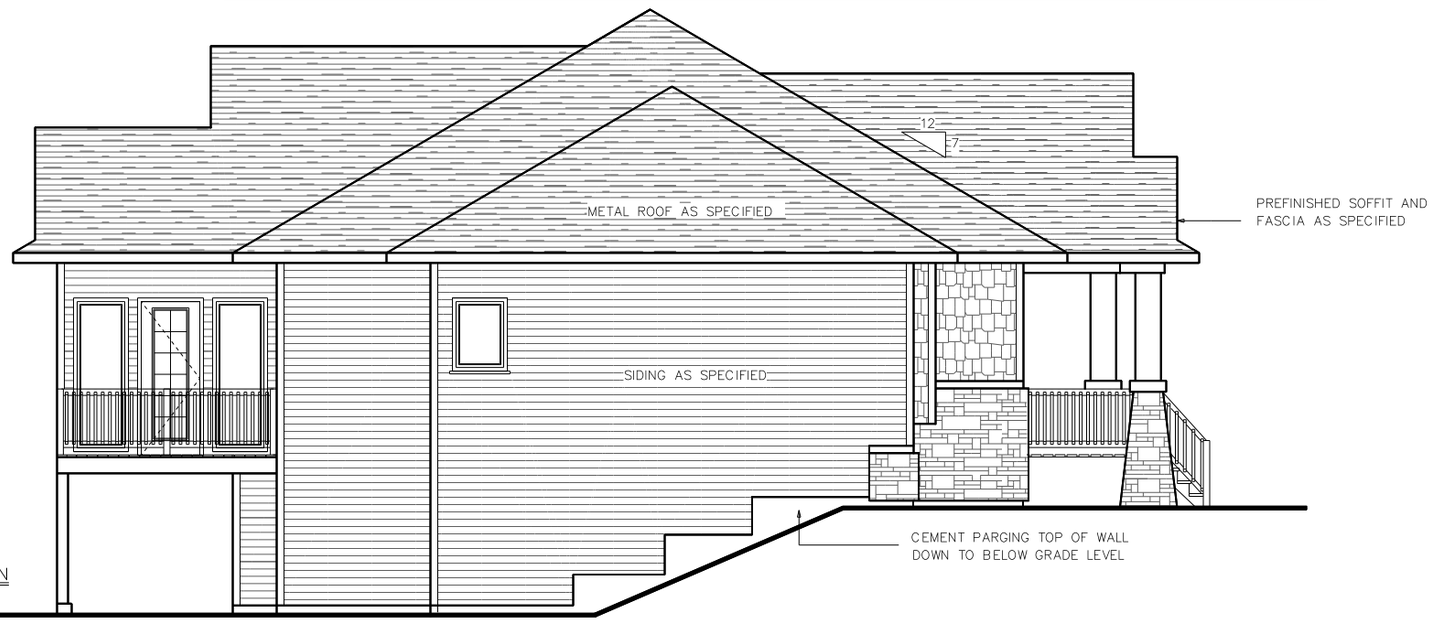

LEFT ELEVATION

SHEET	NUMBER
2	9

DRAWING: ELEVATIONS

SCALE: 1/8"=1'-0"

DATE: JAN., 2017

DRAWN BY: DMD

DMD
ARCHITECTURAL DRAFTING
403-342-2375
32 AMMETER CLOSE
RED DEER, AB. T4R 2Y5

MODEL:

ADDRESS:

YOUR RESIDENCE

CONTRACTOR TO VERIFY ALL DIMENSIONS AND NOTATION PRIOR TO CONSTRUCTION AND REPORT ANY ERRORS AND/OR DISCREPANCIES TO DESIGNER FOR CORRECTION. ELEVATIONS SHOWN ARE SUGGESTIVE ONLY AND TO BE CONFIRMED BY HOME OWNER.

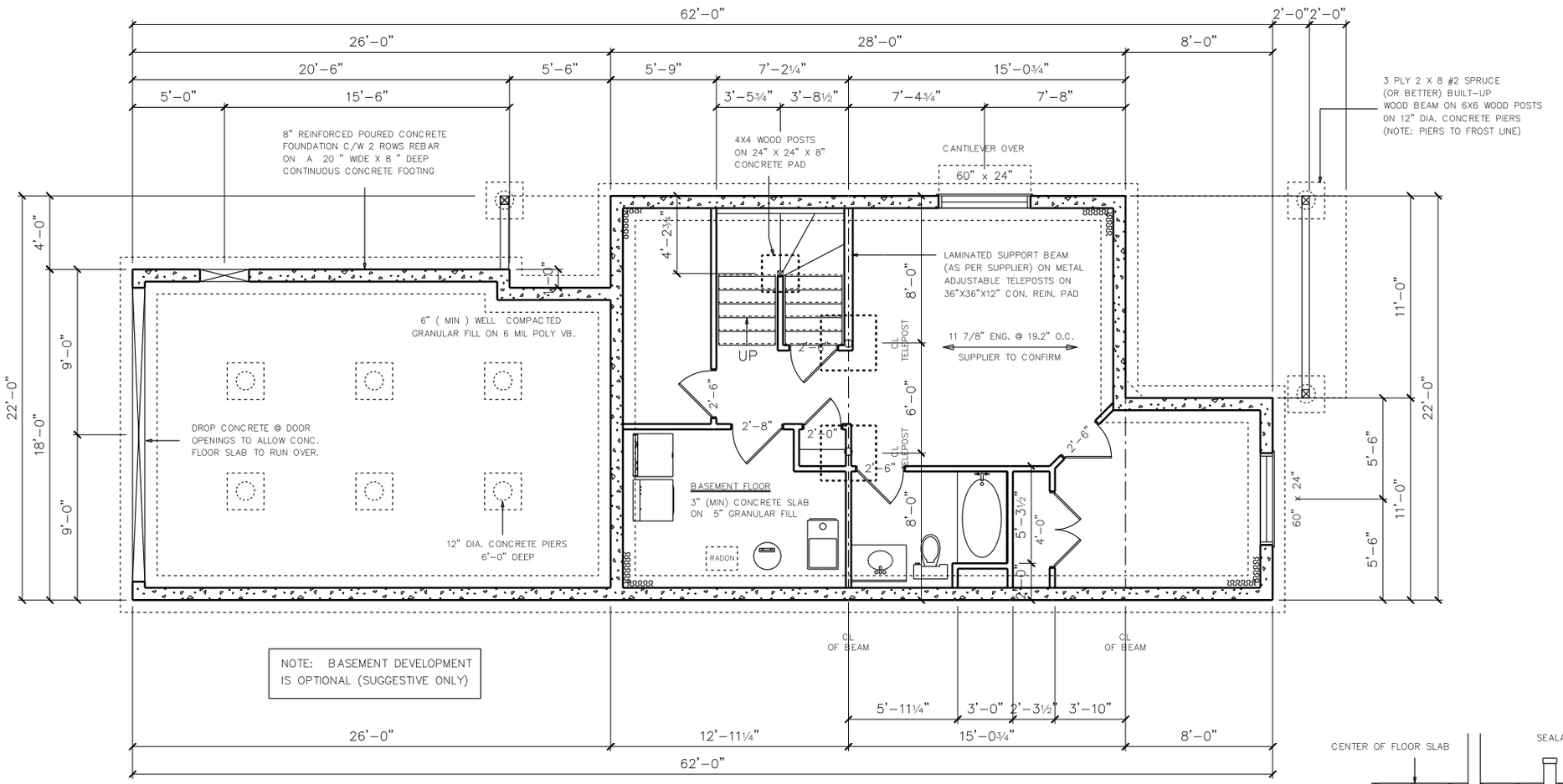

FOUNDATION PLAN

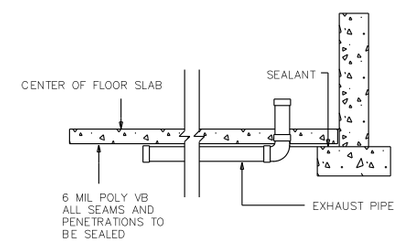

RADON GAS EXTRACTION DETAIL

SHEET	NUMBER
3	9

DRAWING: FOUNDATION
SCALE: 1/8"=1'-0"
DATE: JAN., 2017
DRAWN BY: DMD

DMD ARCHITECTURAL DRAFTING
403-342-2375
32 AMMETER CLOSE
RED DEER, AB. T4R 2Y5

MODEL:
ADDRESS:

YOUR RESIDENCE

CONTRACTOR TO VERIFY ALL DIMENSIONS AND NOTATION PRIOR TO CONSTRUCTION AND REPORT ANY ERRORS AND/OR DISCREPANCIES TO DESIGNER FOR CORRECTION. ELEVATIONS SHOWN ARE SUGGESTIVE ONLY AND TO BE CONFIRMED BY HOME OWNER.

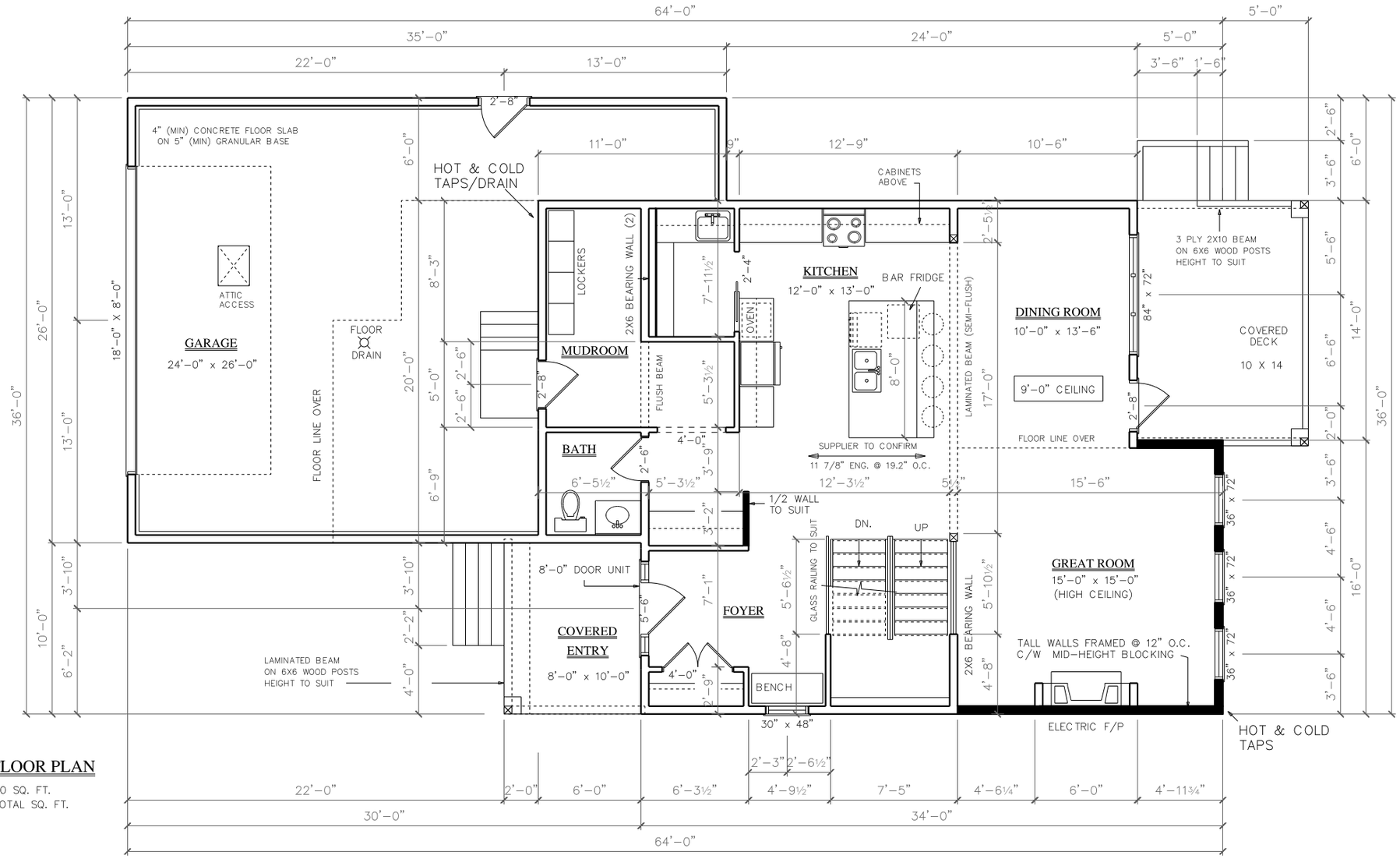

MAIN FLOOR PLAN

1070 SQ. FT.
2146 TOTAL SQ. FT.

SHEET	NUMBER
4	9

DRAWING: MAIN FLOOR PLAN
SCALE: 1/8"=1'-0"
DATE: JAN., 2017
DRAWN BY: DMD

DMD ARCHITECTURAL DRAFTING
403-342-2375
32 AMMETER CLOSE
RED DEER, AB. T4R 2Y5

MODEL:
ADDRESS:

YOUR RESIDENCE

CONTRACTOR TO VERIFY ALL DIMENSIONS AND NOTATION PRIOR TO CONSTRUCTION AND REPORT ANY ERRORS AND/OR DISCREPANCIES TO DESIGNER FOR CORRECTION. ELEVATIONS SHOWN ARE SUGGESTIVE ONLY AND TO BE CONFIRMED BY HOME OWNER.

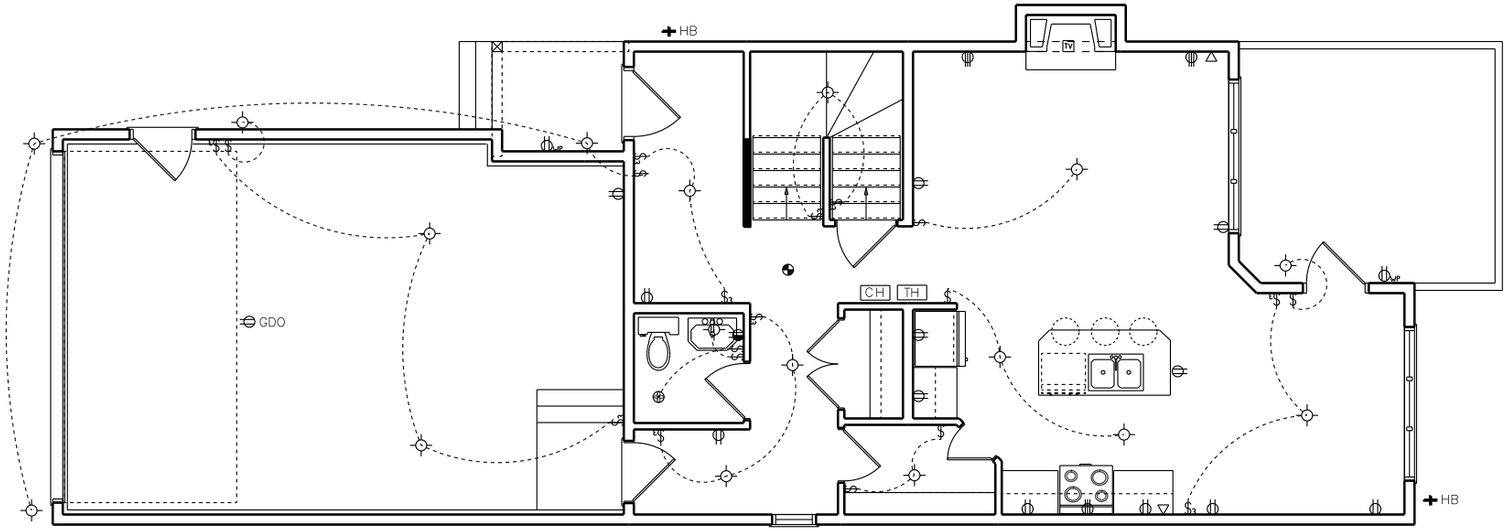

MAIN FLOOR ELECTRICAL

SUGGESTIVE ONLY

ELECTRICAL LEGEND		
ELECTRICAL	COUNT	SYMBOL
- cable tv outlet	1	TV
- chime	1	CH
- fan	1	
- garage door opener	1	GDO
- hose bib	2	HB
- light	17	
- outlet	12	
- outlet 220v	3	
- outlet wp	2	
- smoke detector	1	
- split receptacle	1	
- switch	9	$
- switch 3 way	10	$3
- telephone	2	
- thermostat	1	TH

SHEET	NUMBER
5	9

DRAWING: MAIN FLOOR ELECTRICAL

SCALE: 1/8"=1'-0"

DATE: JAN., 2017

DRAWN BY: DMD

DMD
ARCHITECTURAL DRAFTING
403-342-2375
32 AMMETER CLOSE
RED DEER, AB. T4R 2Y5

MODEL:

ADDRESS:

YOUR RESIDENCE

CONTRACTOR TO VERIFY ALL DIMENSIONS AND NOTATION PRIOR TO CONSTRUCTION AND REPORT ANY ERRORS AND/OR DISCREPANCIES TO DESIGNER FOR CORRECTION. ELEVATIONS SHOWN ARE SUGGESTIVE ONLY AND TO BE CONFIRMED BY HOME OWNER.

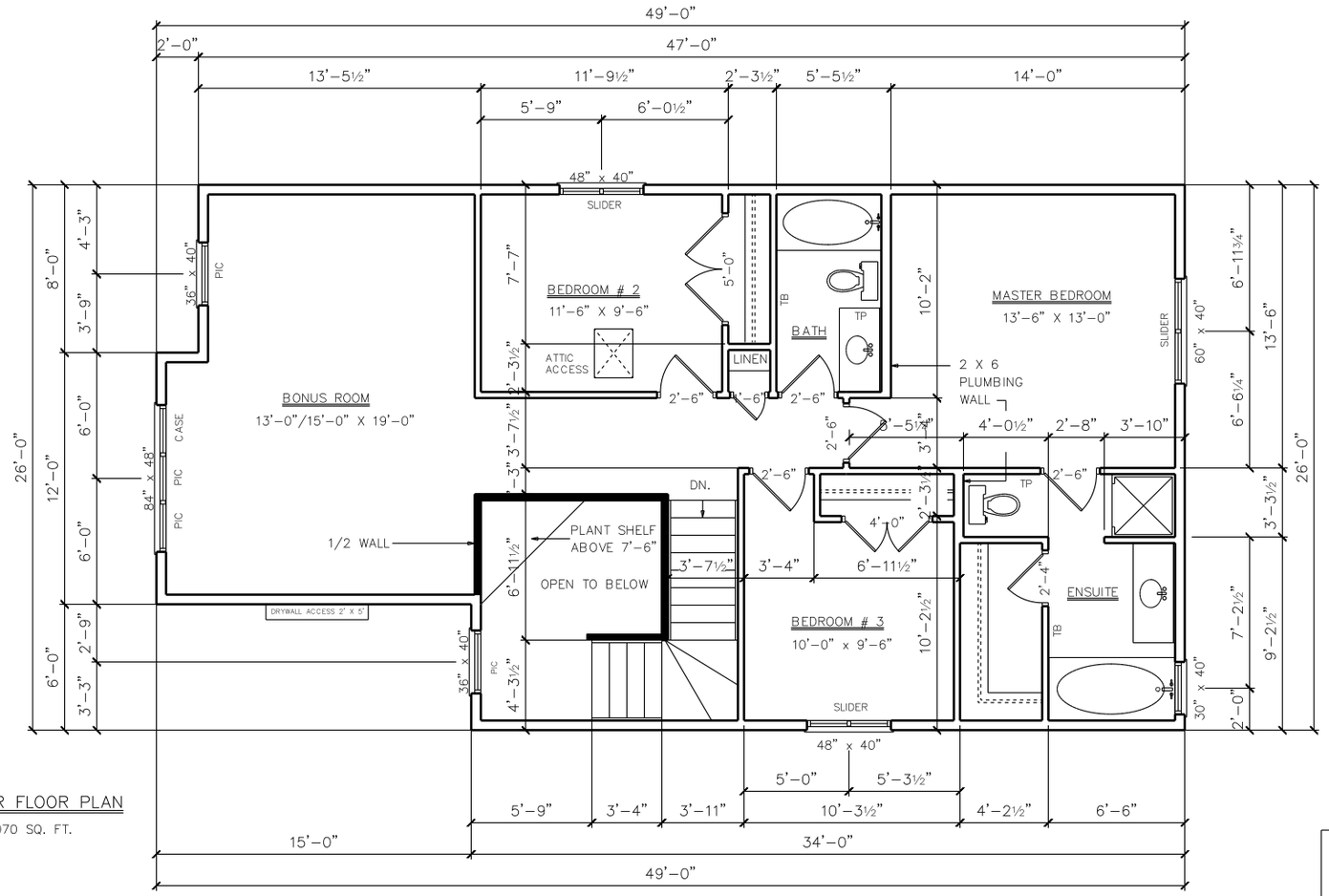

UPPER FLOOR PLAN

1070 SQ. FT.

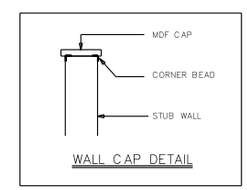

WALL CAP DETAIL

SHEET	NUMBER
6	9

DRAWING: UPPER FLOOR PLAN

SCALE: 1/8"=1'-0"

DATE: JAN., 2017

DRAWN BY: DMD

DMD ARCHITECTURAL DRAFTING
403-342-2375
32 AMMETER CLOSE
RED DEER, AB. T4R 2Y5

MODEL:

ADDRESS:

YOUR RESIDENCE

CONTRACTOR TO VERIFY ALL DIMENSIONS AND NOTATION PRIOR TO CONSTRUCTION AND REPORT ANY ERRORS AND/OR DISCREPANCIES TO DESIGNER FOR CORRECTION. ELEVATIONS SHOWN ARE SUGGESTIVE ONLY AND TO BE CONFIRMED BY HOME OWNER.

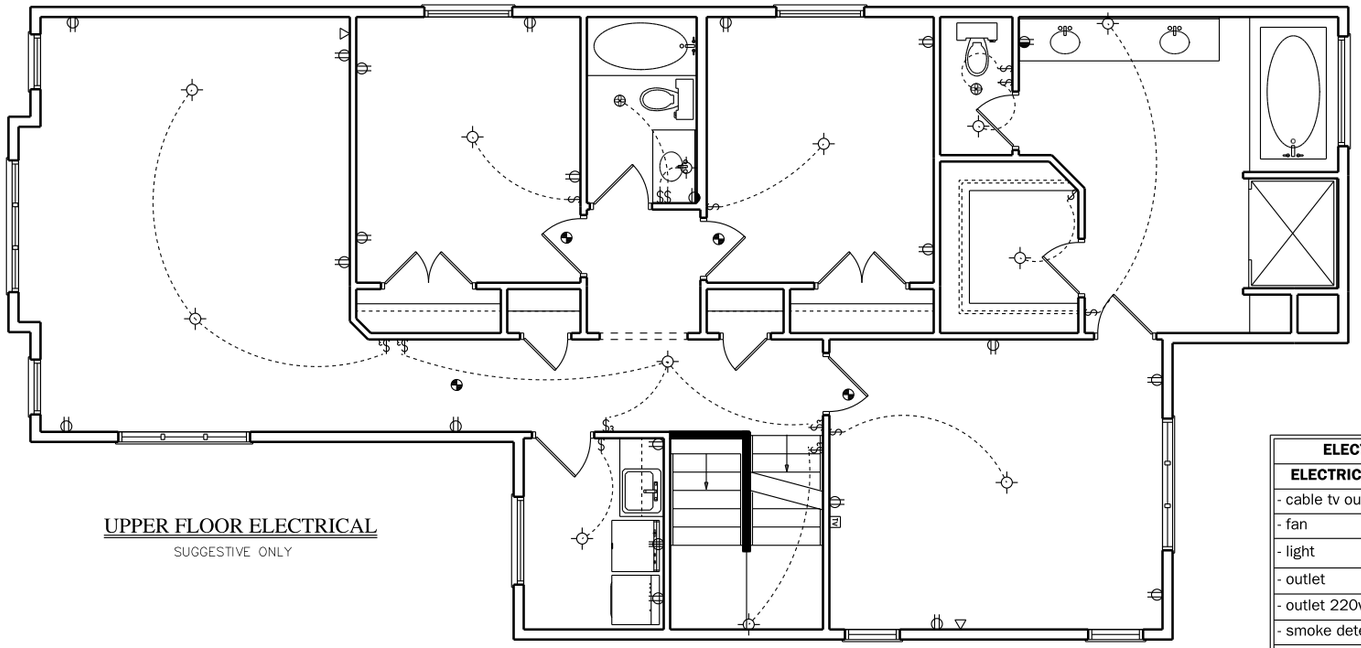

UPPER FLOOR ELECTRICAL

SUGGESTIVE ONLY

ELECTRICAL LEGEND		
ELECTRICAL	COUNT	SYMBOL
- cable tv outlet	1	TV
- fan	2	
- light	12	
- outlet	19	
- outlet 220v	1	
- smoke detector	4	
- split receptacle	2	
- switch	10	$
- switch 3 way	5	$3
- telephone	2	

SHEET	NUMBER
7	9

DRAWING: UPPER FLOOR ELEC.

SCALE: 1/8"=1'-0"

DATE: JAN., 2017

DRAWN BY: DMD

DMD
ARCHITECTURAL DRAFTING
403-342-2375
32 AMMETER CLOSE
RED DEER, AB. T4R 2Y5

MODEL:

ADDRESS:

YOUR RESIDENCE

CONTRACTOR TO VERIFY ALL DIMENSIONS AND NOTATION PRIOR TO CONSTRUCTION AND REPORT ANY ERRORS AND/OR DISCREPANCIES TO DESIGNER FOR CORRECTION ELEVATIONS SHOWN ARE SUGGESTIVE ONLY AND TO BE CONFIRMED BY HOME OWNER.

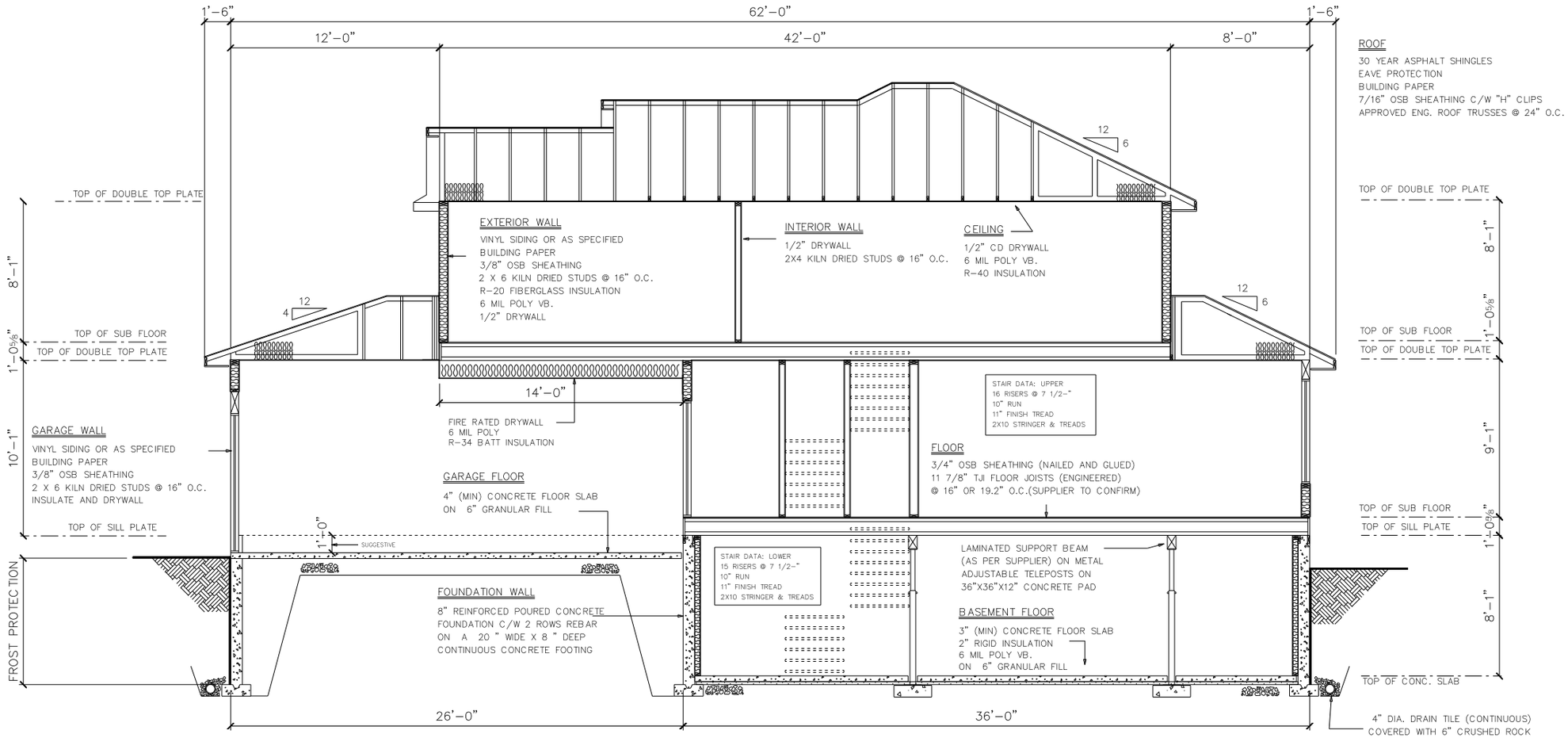

CROSS SECTION A-A

SHEET	NUMBER
8	9

DRAWING: SECTION A-A
SCALE: 1/8"=1'-0"
DATE: JAN., 2017
DRAWN BY: DMD

DMD
ARCHITECTURAL DRAFTING
403-342-2375
32 AMMETER CLOSE
RED DEER, AB. T4R 2Y5

MODEL:
ADDRESS:

YOUR RESIDENCE

CONTRACTOR TO VERIFY ALL DIMENSIONS AND NOTATION PRIOR TO CONSTRUCTION AND REPORT ANY ERRORS AND/OR DISCREPANCIES TO DESIGNER FOR CORRECTION ELEVATIONS SHOWN ARE SUGGESTIVE ONLY AND TO BE CONFIRMED BY HOME OWNER.

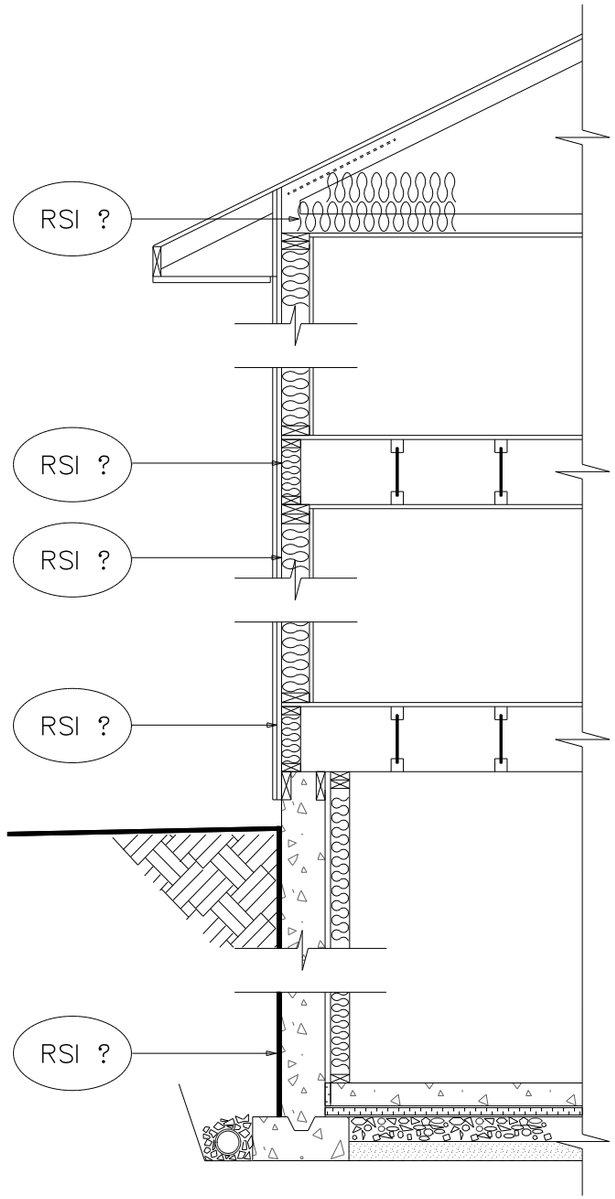

WALL DETAIL

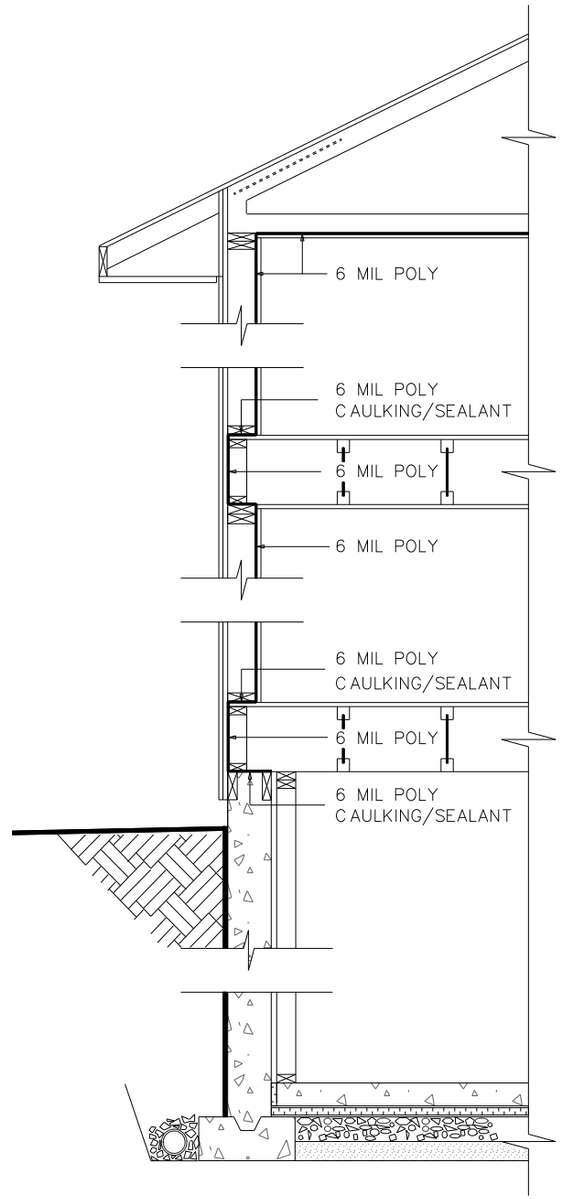

AIR BARRIER DETAIL

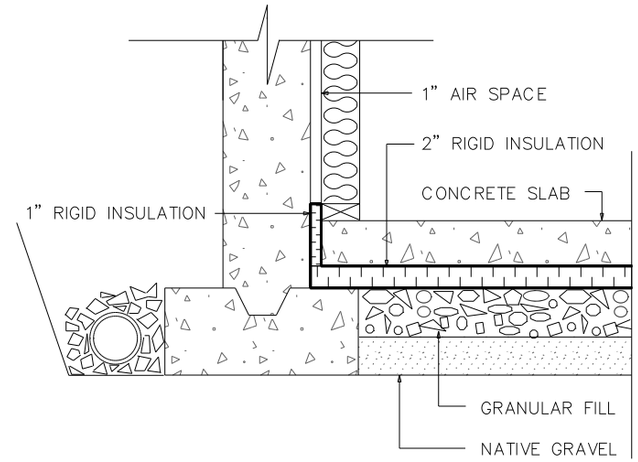

FOOTING & INSULATION DETAIL

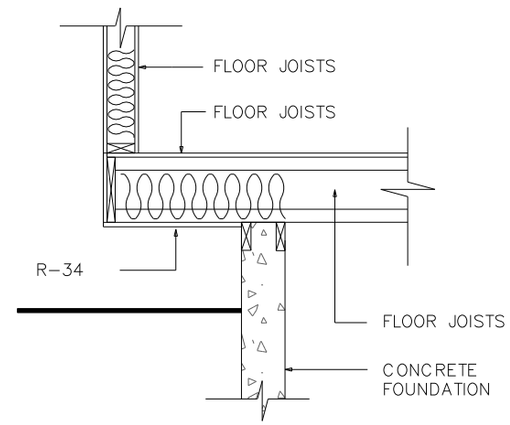

CANTILEVER DETAIL

SHEET	NUMBER
9	9

DRAWING: DETAILS
SCALE: 1/8"=1'-0"
DATE: JAN., 2017
DRAWN BY: DMD

DMD
ARCHITECTURAL DRAFTING
403-342-2375
32 AMMETER CLOSE
RED DEER, AB. T4R 2Y5

MODEL:
ADDRESS:

YOUR RESIDENCE

CONTRACTOR TO VERIFY ALL DIMENSIONS AND NOTATION PRIOR TO CONSTRUCTION AND REPORT ANY ERRORS AND/OR DISCREPANCIES TO DESIGNER FOR CORRECTION. ELEVATIONS SHOWN ARE SUGGESTIVE ONLY AND TO BE CONFIRMED BY HOME OWNER.